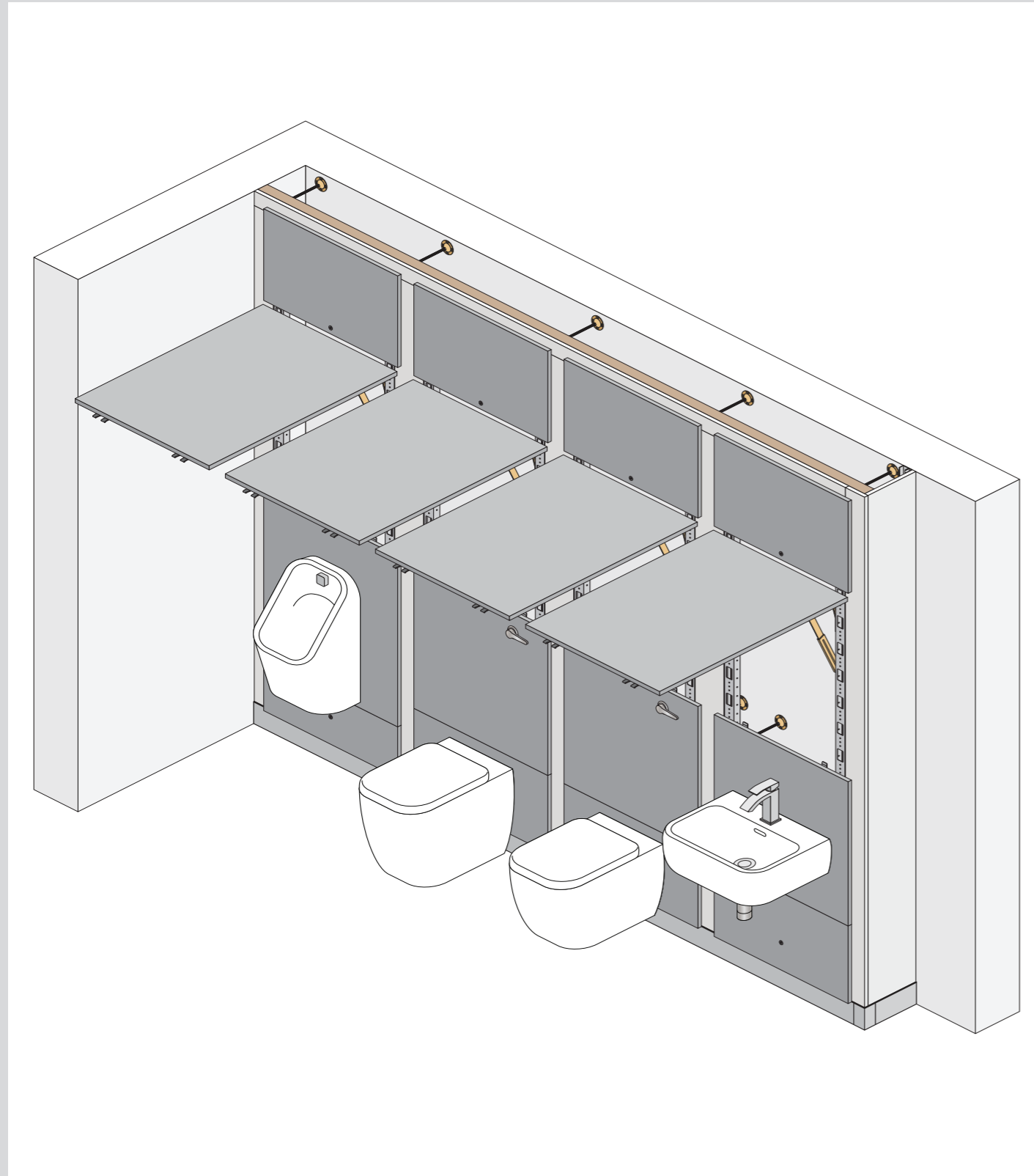


Technical Specifying Vepps



Dimensions

Maximum ceiling height

MFC 3000mm
HPL 3000mm
SGL 3000mm

Maximum heights subject to change with woodgrain colours.

Bespoke heights available.

Skirting/baserail height

100mm

Top flashgap

50mm minimum

Hinged panels

Hinged and lockable panels available up to 850mm width.

Sanitaryware



Fitted sanitaryware has been specially engineered to give you the highest quality finish.

WCs	Baths
Basins	Squat pans
Urinals	Cleaners sinks
Showers	Healthcare items
Washtroughs	

Performance

Available in six material options, Vepps is suitable for every type of wet or dry environment, allowing you to specify the most appropriate panel option to meet the site requirements and your budget.

MFC

For dry environments with low risk of vandalism. Panels are manufactured from 19mm nominal thickness high performance moisture-resistant melamine faced chipboard. Edges lipped with ABS.

HPL

For more heavily used washrooms, panels are heat, scratch and impact resistant. Manufactured from moisture-resistant chipboard faced with high pressure laminate, panels are 19mm nominal thickness. Edges lipped with ABS. Post-formed vertical edge option available.

SGL

Solid grade laminate is extremely resistant to impact and all surfaces are impervious to water. Panels are 13mm nominal thickness with polished black radiused edges.

ColourCoat

Panels are 18mm nominal thickness MDF sprayed with a coat of primer and finished with 20% gloss pigmented lacquer.

ColourCoat High Gloss

Panels are 18mm nominal thickness MDF sprayed with a coat of primer and finished with 80% gloss pigmented lacquer.

Veneer

Manufactured from moisture resistant chipboard faced with real wood veneer, panels are 18mm nominal thickness. Edges lipped with matching ABS lipping.

Detailing

Panels

Available in MFC, HPL, SGL, ColourCoat, ColourCoat High Gloss and Veneer.

Flashgaps

MFC, SGL, ColourCoat, ColourCoat High Gloss and Veneer.

Colour finish

MFC, HPL and SGL

34 colours.

ColourCoat & ColourCoat High Gloss

10 ColourCoat and ColourCoat High Gloss colours available when specifying Vepps with selected V1 and V2 cubicle ranges. Unlimited ColourCoat and ColourCoat High Gloss options (any classic RAL) when specifying Vepps with selected V3 cubicle ranges.

Veneer

Wide range of Alpi veneer options (varying price points).

Edge treatment

MFC and HPL

Matching ABS lipping.

Post-formed vertical edge option available with HPL.

SGL

Polished black radiused edge.

ColourCoat & ColourCoat High Gloss

Edges are sprayed with a coat of primer and finished with 20% or 80% gloss pigmented lacquer, respectively.

Veneer

ABS lipping to match.

Flashgaps

Flashgaps have unfinished edges except return end flashgaps which will be ABS lipped (or polished if solid grade laminate).

Docking frame

Headrail and baserail manufactured from extruded aluminium section.

Subframes

Manufactured from rolled galvanised steel section with aluminium cross brace bars. Subframe installed within aluminium docking frame by click-fix nylon location brackets. Back panels fixed to steel section by metal brackets.

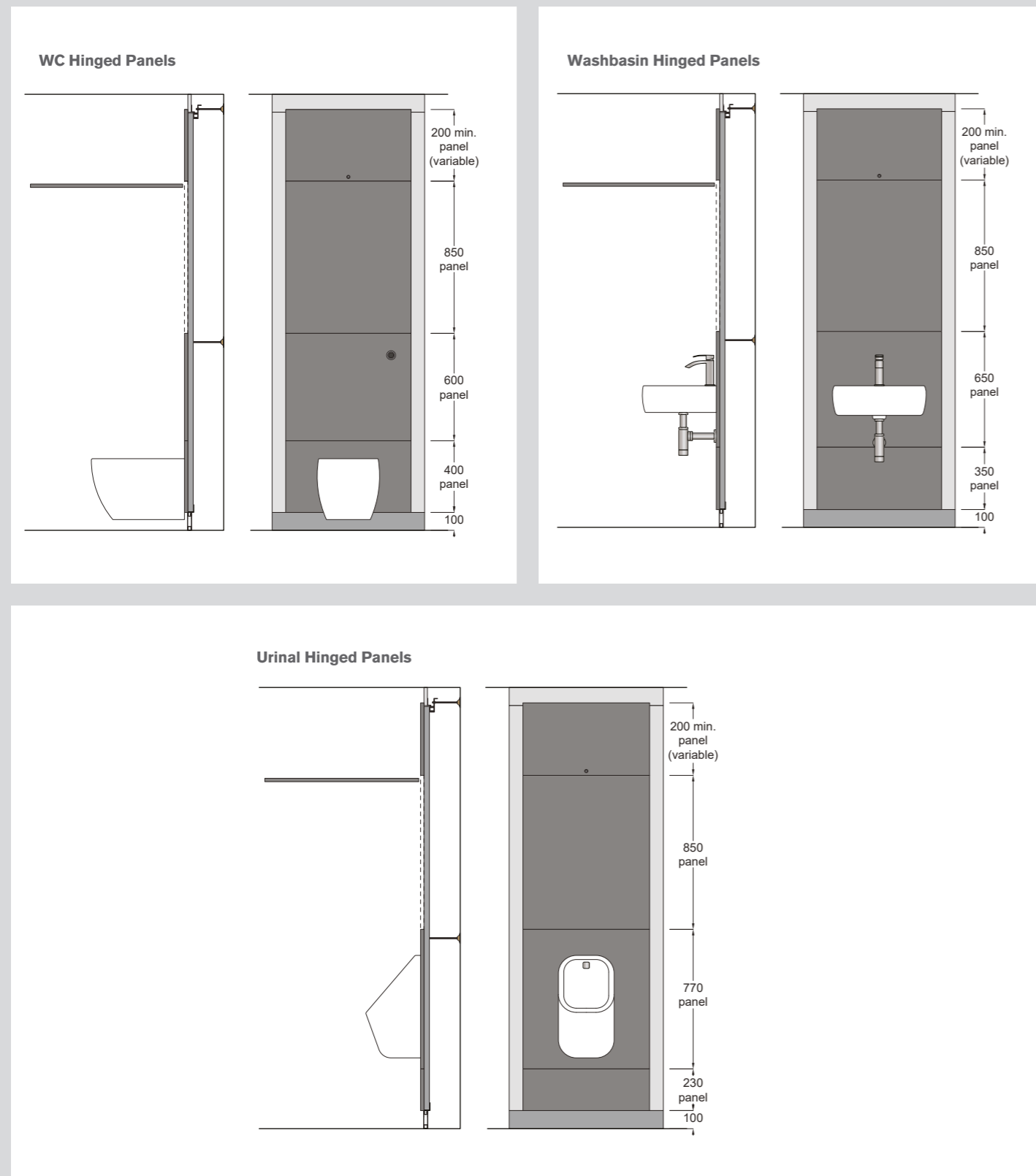
90° linear-bearing hinge™

Manufactured from zinc plated steel with chrome plated rivets and black glass filled nylon linear-bearing, set at fixed height of 1950mm.

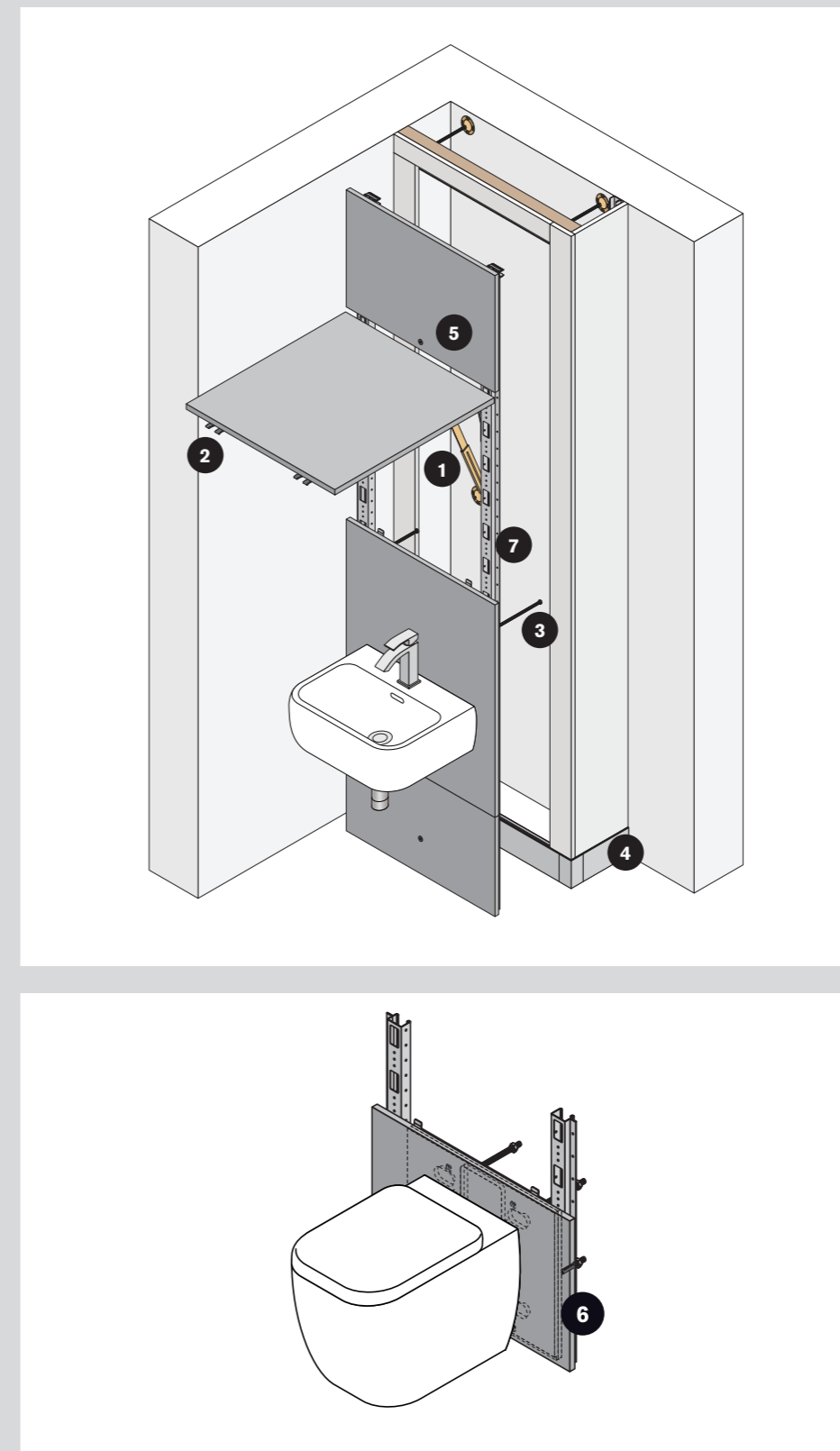
Panel lock

Manufactured from stainless steel with a polished finish in set positions.

Technical Specifying Vepps



Secrets of Vepps



1. Venesta linear-bearing hinge™

Our precision engineered, high strength linear-bearing hinges and panel support ratchets offer smooth movement and allow panels to be positioned at 10 different heights, all without any gaps between panels. Patent approved.

2. Venesta dowel-dock

Designed for strength and perfect panel alignment, our dowel-dock system ensures panels return to their correct position every time. Patent approved.

3. Tie backs

Adjustable zinc plated steel tie backs offer a bracing system for improved stability and allow for easier, speedier installation.

4. Baserail

Designed in a smooth, modern Light Grey or Dark Grey powder coated aluminium finish, the Vepps baserail, ensures compatibility with all cubicle ranges and washroom designs.

5. Panel lock

We understand the need for added safety without compromised aesthetics. In stainless steel with a tamper proof security key opening, our panel locks are discreet and ensure maximum security.

6. Wall hung WC carrier

Our wall hung WC carrier is made from Solid Grade Laminate. It simply locates into the baserail and is fixed back to the building structure without the need for floor bolts. The assembly has been load tested to 400kg and complies with BSEN 997.

7. Fittings

We understand the need for products that last. That's why all of our metal components are non-ferrous or coated to protect against rusting and corrosion.